

Handling data: Sheet 1 of 5

Page 47 Collecting data & two-way tables

3

	MP3	MP4	Total
Boys own	15		
Girls own		3	
Total	32		41

4

	Red	Blue	Silver	Total
Trek	3			9
Giant		6	4	
Total	8		6	

Page 48 Frequency tables

1

Colour of book	Tally	Frequency
Yellow		
Orange		
Purple		
Total		

Handling data: Sheet 2 of 5

Page 48 Frequency tables

2

No. of people	Tally	Frequency
1		
2		
3		
4		
5		
Total		

3 a

Number of potatoes	Tally	Frequency
26 to 35		
36 to 45		
46 to 55		
Total		

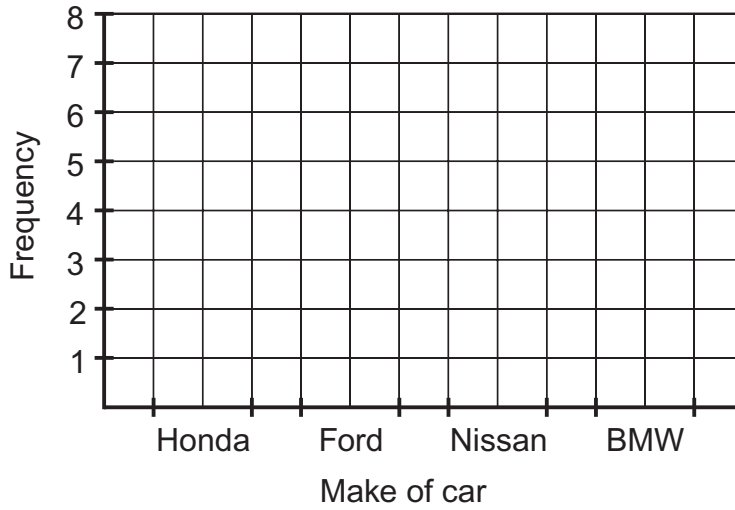
b

No. of potatoes	Tally	Frequency
$20 \leq N < 30$		
$30 \leq N < 40$		
$40 \leq N < 50$		
$50 \leq N < 60$		
Total		

Handling data: Sheet 3 of 5

Page 49 Bar charts & line graphs

2

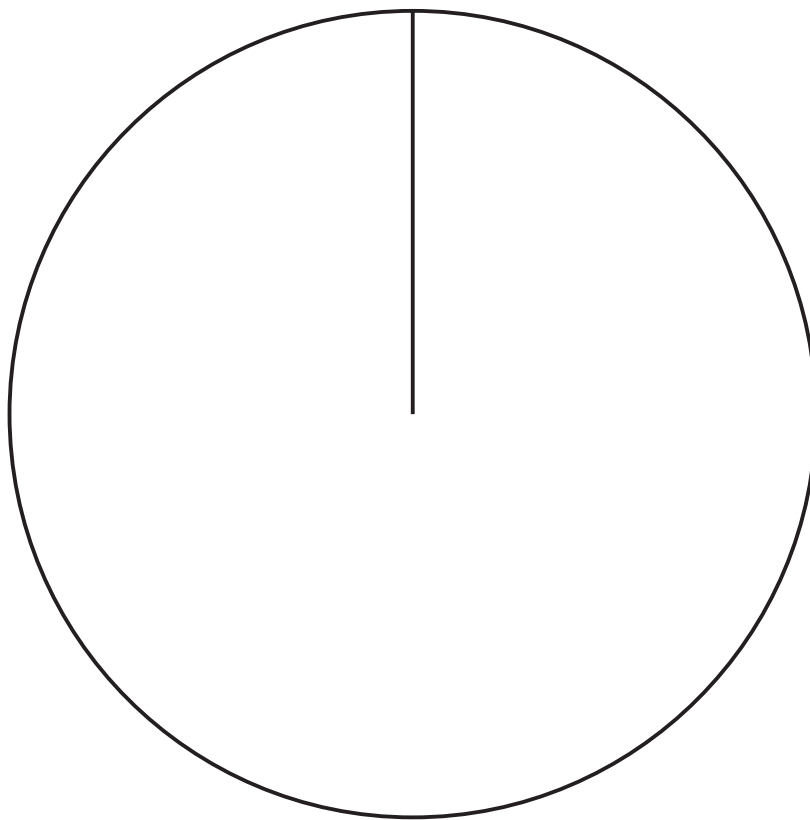


Handling data: Sheet 4 of 5

Page 50 Pie charts

3 a

Colour	Stonewash	Black	Untreated	Glitter
Frequency	3	7	10	4
Angle				



Handling data: Sheet 5 of 5

Page 51 Stem & leaf diagrams; scatter graphs

1

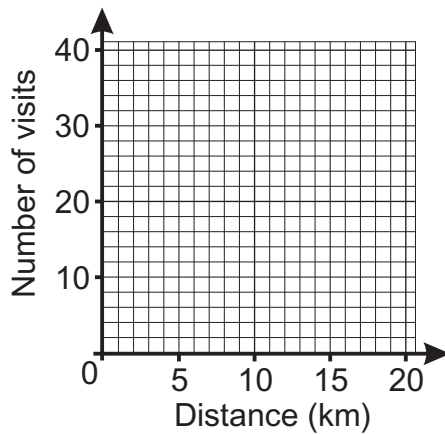
130	1
140	
150	
160	0 2
170	
180	

Key:

130	1
-----	---

represents 131 cm

4 a



Page 53 Probability

1

